

Kimochis®

Welcome Week!

DAY 5:

Taking Others Under Your Wing



Leader Checklist:

Review how things have gone so far this week with your staff.

Share a story about when someone took you under their wing.

Teacher Checklist:

Lesson:

Kimochis® Wingman (Pg. 22 in the Kimochis® Early Childhood Curriculum)

Objective: Some students are slow to make decisions on where to play or are less confident joining new friends or trying novel play areas. This check-in tool is a tangible way for students to navigate their social world at school.

Materials: Lovey Dove™ and Turtle Dove™

Directions:

1. Lovey Dove™ and Turtle Dove™ can help you teach the concept of “taking others under your wing.” Bring out Lovey™ and Turtle Dove™, tucked in the pouch under the wing. Lift the wing so Turtle Dove™ is visible and ask, “Why do mommy and daddy birds tuck their babies under their wing?” Students will talk about keeping the baby safe or protected. Explain that at school, we can take our friends under our wing to help them feel included, safe, and protected.
2. Ask the students:
“What do you like to do at recess?”
“Raise your hand if you like to play...” Name an activity that is appropriate for your students.
“Can anyone who wants to play join you?”
Prompt students to say, “Yes.”
“Raise your hand if you would like to play too.”
“Who would like to take Sadie under your wing and bring her with you to go play?”
3. Now create a role-play or show so the students can practice going up to the friend and saying it is time to go play, do they want to come along?
4. Remind students that when we take someone under our wing:
 - We invite them to play.
 - We play.

Kimochis®

Welcome Week!


DAY 5:

Taking Others Under Their Wing


- We walk back to the classroom together.
5. Once you have done the first lesson on “taking others under your wing,” all you have to do before recess is say:
“Where is everyone playing? Anyone need to be taken under a wing?”
 6. It is a nice touch to occasionally ask the students to share how it felt to be both the wing and the one taken under a wing. Don’t be surprised if you hear one of them say,
“I need a wing.”

Kimochis® Kid Checklist:

Have students complete the Kimochis® Kid Taking Others Under Their Wing checklist. [\(Pg. 3\)](#)





Make a check mark (✓) in the box when you take someone under your wing.

	I invited Someone new to sit with me at lunch.
	I invited someone new to play at recess.

All Kimochis® characters, feeling pillows, images and language are patented, copyrighted and trademarked property of Kimochis and Plushy Feely Corp.
US20110014842A1, USD621887S1, USD621885S1, USD628246S1, USD622331S1, USD621888S1, USD634794S1, USD651668S1, USD651663S1, 88482077 All Rights Reserved.

Make a check mark (✓) in the box when you take someone under your wing.

	I invited Someone new to sit with me at lunch.
	I invited someone new to play at recess.